


KLEVAKLIP™

Concealed fixing systems for ModWood decking



Detailed fixing instructions, plus installation video are available on our web site www.klevaklip.com.au

Australia 02 9981 7722

International +61 2 9981 7722

info@klevaklip.com.au



Galvanised Powder coated clips



Non Powder coated clips (original range)



How does the KlevaKlip work?

KlevaKlip is a multi-board concealed fixing product, working on a “fixed pitch” principle, that provides consistent gapping of the boards. As each board is inserted into the KlevaKlip, it tightens the previous board, providing significant holding power of the board into the clip. This mechanical holding is supported by the use of adhesive (see website for approved adhesive and adhesive system information) to provide a look, longevity and feel that is difficult to obtain with conventional fastening systems.

Features and Benefits:

- Aesthetic appeal – your deck looks great without the detracting of top-fixed screws and nails
- Quick and easy to use system that offers labour savings in laying your deck
- Prevents water damage to boards and joists caused by water permeating screw and nail holes
- Provides a consistent gap between boards
- Stops dangerous nail heads rising above the deck surface
- No top-fixing – the deck boards can be re-sanded
- Suitable for use by the decking professional or the home handyman
- Clip Coverage: 4.5 Clips = approx 1m², Top Fix Box Clips approx 9m²
- For approved adhesives please refer to our web site for further details www.klevaklip.com.au/Installation-info
- Coverage: one tube of adhesive = approx 3m² of joist coverage
- Fixing Tool in every box of KlevaKlips

Important notes:

The KlevaKlip “ModWood®” clips have been designed to fit ModWood 88mm and 137mm “Natural Grain Collection” (NGC) decking boards.

It is essential to follow the steps listed in the KlevaKlip Installation Guide when using these clips.

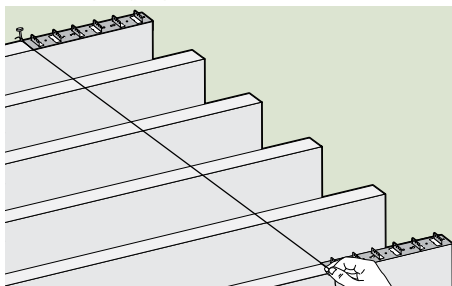
KlevaKlip is not suitable for non-square decks or irregular joist heights.

Stainless Steel clips must be used around salt/ chlorinated water pools and coastal areas. (Please see Corrosion Resistance Document on our website for further details)


Whilst the fixing of boards into the clip is fast and will save time over most conventional fixing methods, it is important that extreme care is taken with installing your first row of clips.

Top Fix Clips are suitable for use on either timber or steel joists of all sizes (not suitable for use on untreated LVL's or unseasoned hardwood joists).

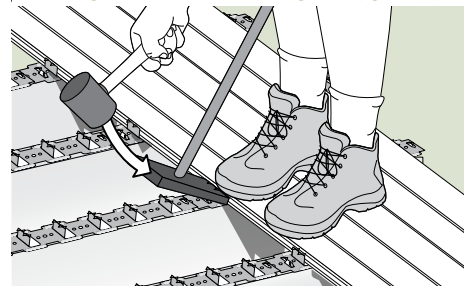
KlevaKlip clip layout



Walking in the boards



Locking the boards with Fixing Tool (light tap)



Code	Material Type	Colour	Clip Type	Box Items	Size	Boards Held	Suitability for
KT88GPC	Powder-coated Gal	Black	Top-fix	40	553 x 60mm	6	88mm ModWood
KT88G	Gal	Natural	Top-fix	40	553 x 60mm	6	88mm ModWood
KT88S	Stainless	Natural	Top-fix	40	553 x 60mm	6	88mm ModWood
KT137GPC	Powder-coated Gal	Black	Top-fix	40	568 x 60mm	4	137mm ModWood
KT137G	Gal	Natural	Top-fix	40	568 x 60mm	4	137mm ModWood
KT137S	Stainless	Natural	Top-fix	40	568 x 60mm	4	137mm ModWood